

Service Manual

Personal Facsimile/Telephone Answering System With Facsimile

Supplement

KX-FT31 Series
KX-FT33 Series
KX-FT37 Series

Subject : Parts Change

Please file and use this supplement manual together with the original and simplified service manuals for the following models.

Model No.	Order No.	Supplement No.
KX-FT31BX	KM79712177C3	4
KX-FT31BX-W	KM79805208A3	3
KX-FT31CX-W	KM79904267A3	1
KX-FT31RS	KM79806213A3	2
KX-FT31TK	KM79807209A3	2
KX-F306TW	KM79806214A3	3
KX-F308TW	KM79811248A3	2
KX-FT33AL	KM79807220C3	2
KX-FT33CX-W	KM79904268A3	1
KX-FT33HK	KM79807222A3	2
KX-FT33LA	KM79804202C3	3
KX-FT33LS	KM79806217A3	2
KX-FT33ML	KM79906287A3	1
KX-FT33NZ	KM79810236A3	2
KX-FT33RS	KM79808230A3	2
KX-FT33SA	KM79808229A3	1
KX-FT33TK	KM79811217A3	1

Model No.	Order No.	Supplement No.
KX-FT34BR/KX-FT34BR2	KM79806218A3	2
KX-FT34BR-G/KX-FT34BR2-G	KM79901259A3	1
KX-FT34HK	KM79810237A3	2
KX-F316TW/KX-F318TW	KM79811249A3	1
KX-FT35SA/KX-FT37SA	KM79811251A3	1
KX-FT37AL	KM79809233C3	2
KX-FT37CX-W	KM79904269A3	1
KX-FT37LA	KM79808226C3	2
KX-FT37LS	KM79809234A3	2
KX-FT37ML	KM79906286A3	1
KX-FT37NZ	KM79810242A3	2
KX-FT37RS	KM79906285A3	1
KX-FT37TK	KM79811244A3	1
KX-FT38AG	KM79808231A3	2
KX-FT38BR/KX-FT38BR2	KM79901260A3	1
KX-FTC47BX	KM79904272C3	1

⚠ WARNING

This service information is designed for experienced repair technicians only and is not designed for use by the general public. It does not contain warnings or cautions to advise non-technical individuals of potential dangers in attempting to service a product. Products powered by electricity should be serviced or repaired only by experienced professional technicians. Any attempt to service or repair the product or products dealt with in this service information by anyone else could result in serious injury or death.





Panasonic

© 2000 Kyushu Matsushita Electric Co., Ltd. All rights reserved. Unauthorized copying and distribution is a violation of law.

1 REPLACEMENT PARTS LISTS

1.1. REFERENCE CHART

Reason for Change	
*The following items (1-8) indicate the reason for change. See the "Notes" column for each part in 1.2. ORIGINAL AND NEW PARTS COMPARISON LIST(S).	
1. Improve performance	Remarks: *a: To improve the electric conduction. *b: For prevention of static electricity. *c: To facilitate the production process. *d: To share the part with other models. *e: To meet the Argentine safety requirements. *f: To modify the parameter for inspection on the production line. *g: The factory for production is transferred from Japan to China. (The place of production described in the name plate is changed from "Made in Japan" to "Made in China".) *h: To improve the tone quality of TAM. *i: To improve cutter's performance
2. Change of material or dimension	
3. To meet approved specification	
4. Standardization	
5. Addition	
6. Deletion	
7. Correction	
8. Other	

Interchangeability Code		
**The following items (V-Z) indicate the interchangeability. See the "Notes" column for each part in 1.2. ORIGINAL AND NEW PARTS COMPARISON LIST(S).		
Parts	Set Production	
V Original New	 Early (before change) Late (after change)	Original or new parts may be used in early or late production set. Use original parts until exhausted, then stock new parts.
W Original New	 Early (before change) Late (after change)	Original parts may be used in early production sets only. New parts may be used in early or late production sets. Use original parts where possible, then stock new parts.
X Original New	 Early (before change) Late (after change)	New parts only may be used in early or late production sets. Stock new parts.
Y Original New	 Early (before change) Late (after change)	Original parts may be used in early production sets only. New parts may be used in late production sets only. Stock both original and new parts.
Z Other		

Note:

Alphabets in the "Remarks" column in the following lists correspond to the alphabets in the "Remarks" in 1.1. REFERENCE CHART.

1.2. ORIGINAL AND NEW PARTS COMPARISON LIST(S)

1.2.1. KX-FT31BX, KX-FT31BX-W

Ref No.	Part No.		Part Name & Descriptions	Pcs/ Set	Remarks	Notes
	Original Part No.	New Part No.				
CABINET AND ELECTRICAL SECTION						
25	PFUS1095Z	PFUS1095X	OPEN EARTH	1	*a	1 W
37	PFMH1046Z	PFMH1046Y	SHADING PLATE	1	*b	1 W
104	PFAS50PTC01Y	PFWE1FT31BX	SPEAKER ASS'Y (See 4.2. LOWER CABINET / P.C.B. SECTION.)	1	*d	4 Y
104-1	-----	PFUS1165Z	SPRING, SPEAKER	1	*d	4 Y
106	PFUS1089Z	-----	-----	0	Deleted	--- ---
ACCESSORIES AND PACKING MATERIALS						
P1	PFPK1320Z	PFPK1476Z-J	GIFT BOX (KX-FT31BX only)	1	*c	8 V
P1	PFPK1352Z	PFPK1477Z-J	GIFT BOX (KX-FT31BX-W only)	1	*c	8 V
FIXTURES AND TOOLS						
EC5	PQZZ2K6Z	PFZZ12K1Z	CONNECTOR, 12PINS	1	-----	7 ---
EC9	PFZZ12K1Z	PQZZ12K4Z	CONNECTOR, 12PINS	1	-----	7 ---

1.2.2. KX-FT31CX-W

Ref No.	Part No.		Part Name & Descriptions	Pcs/ Set	Remarks	Notes
	Original Part No.	New Part No.				
CABINET AND ELECTRICAL SECTION						
25	PFUS1095Z	PFUS1095X	OPEN EARTH	1	*a	1 W
FIXTURES AND TOOLS						
EC9	PFZZ12K1Z	PQZZ12K4Z	CONNECTOR, 12PINS	1	-----	7 ---

1.2.3. KX-F306TW, KX-F308TW

Ref No.	Part No.		Part Name & Descriptions	Pcs/ Set	Remarks	Notes	
	Original Part No.	New Part No.					
CABINET AND ELECTRICAL SECTION							
25	PFUS1095Z	PFUS1095X	OPEN EARTH	1	*a	1	W
37	PFMH1046Z	PFMH1046Y	SHADING PLATE	1	*b	1	W
104	PFAS50PTC01Y	PFWE1FT31BX	SPEAKER ASS'Y (See 4.2. LOWER CABINET / P.C.B. SECTION.)	1	*d	4	Y
104-1	-----	PFUS1165Z	SPRING, SPEAKER	1	*d	4	Y
106	PFUS1089Z	-----	-----	0	Deleted	---	---
ACCESSORIES AND PACKING MATERIALS							
P1	PFPK1353Z	PFPK1478Z-J	GIFT BOX (KX-F306TW only)	1	*c	8	W
FIXTURES AND TOOLS							
EC5	PQZZ2K6Z	PFZZ12K1Z	CONNECTOR, 12PINS	1	-----	7	---
EC9	PFZZ12K1Z	PQZZ12K4Z	CONNECTOR, 12PINS	1	-----	7	---

1.2.4. KX-FT31RS

Ref No.	Part No.		Part Name & Descriptions	Pcs/ Set	Remarks	Notes	
	Original Part No.	New Part No.					
CABINET AND ELECTRICAL SECTION							
25	PFUS1095Z	PFUS1095X	OPEN EARTH	1	*a	1	W
37	PFMH1046Z	PFMH1046Y	SHADING PLATE	1	*b	1	W
71	PFGT1345Y	PFGT1585Z-C	NAME PLATE	1	*g	8	Y
104	PFAS50PTC01Y	PFWE1FT31BX	SPEAKER ASS'Y (See 4.2. LOWER CABINET / P.C.B. SECTION.)	1	*d	4	Y
104-1	-----	PFUS1165Z	SPRING, SPEAKER	1	*d	4	Y
106	PFUS1089Z	-----	-----	0	Deleted	---	---
ACCESSORIES AND PACKING MATERIALS							
P1	PFPK1354Z	PFPK1487Y-C	GIFT BOX	1	*g	8	Y
FIXTURES AND TOOLS							
EC5	PQZZ2K6Z	PFZZ12K1Z	CONNECTOR, 12PINS	1	-----	7	---
EC9	PFZZ12K1Z	PQZZ12K4Z	CONNECTOR, 12PINS	1	-----	7	---

1.2.5. KX-FT31TK

Ref No.	Part No.		Part Name & Descriptions	Pcs/ Set	Remarks	Notes	
	Original Part No.	New Part No.					
CABINET AND ELECTRICAL SECTION							
25	PFUS1095Z	PFUS1095X	OPEN EARTH	1	*a	1	W
37	PFMH1046Z	PFMH1046Y	SHADING PLATE	1	*b	1	W
104	PFAS50PTC01Y	PFWE1FT31BX	SPEAKER ASS'Y (See 4.2. LOWER CABINET / P.C.B. SECTION.)	1	*d	4	Y
104-1	-----	PFUS1165Z	SPRING, SPEAKER	1	*d	4	Y
106	PFUS1089Z	-----	-----	0	Deleted	---	---
FIXTURES AND TOOLS							
EC5	PQZZ2K6Z	PFZZ12K1Z	CONNECTOR, 12PINS	1	-----	7	---
EC9	PFZZ12K1Z	PQZZ12K4Z	CONNECTOR, 12PINS	1	-----	7	---

1.2.6. KX-F316TW/KX-F318TW

Ref No.	Part No.		Part Name & Descriptions	Pcs/ Set	Remarks	Notes	
	Original Part No.	New Part No.					
CABINET AND ELECTRICAL SECTION							
25	PFUS1095Z	PFUS1095X	OPEN EARTH	1	*a	1	W
37	PFMH1046Z	PFMH1046Y	SHADING PLATE	1	*b	1	W
101	-----	PFHE1024Z	SPACER, CUTTER (KX-F316TW only) (See 4.1. UPPER CABINET SECTION.)	1	*i	1	Y
104	PFAS50PTC01Y	PFWE1FT31BX	SPEAKER ASS'Y (See 4.2. LOWER CABINET / P.C.B. SECTION.)	1	*d	4	Y
104-1	-----	PFUS1165Z	SPRING, SPEAKER	1	*d	4	Y
106	PFUS1089Z	-----	-----	0	Deleted	---	---
108	PFMD1024Z	PFMD1024Y	FRAME, BOTTOM	1	*d	4	V
156	-----	PFHX1031Z	SHEET, BRAKE (See 4.3. MOTOR SECTION.)	1	*i	1	Y
ACCESSORIES AND PACKING MATERIALS							
P1	PFPK1410Z	PFPK1480Z-J	GIFT BOX (KX-F316TW only)	1	*c	8	V
FIXTURES AND TOOLS							
EC5	PQZZ2K6Z	PFZZ12K1Z	CONNECTOR, 12PINS	1	-----	7	---
EC9	PFZZ12K1Z	PQZZ12K4Z	CONNECTOR, 12PINS	1	-----	7	---

1.2.7. KX-FT33AL, KX-FT33NZ

Ref No.	Part No.		Part Name & Descriptions	Pcs/ Set	Remarks	Notes	
	Original Part No.	New Part No.					
CABINET AND ELECTRICAL SECTION							
25	PFUS1095Z	PFUS1095X	OPEN EARTH	1	*a	1	W
37	PFMH1046Z	PFMH1046Y	SHADING PLATE	1	*b	1	W
104	PFAS50PTC01Y	PFWE1FT31BX	SPEAKER ASS'Y (See 4.2. LOWER CABINET / P.C.B. SECTION.)	1	*d	4	Y
104-1	-----	PFUS1165Z	SPRING, SPEAKER	1	*d	4	Y
106	PFUS1089Z	-----	-----	0	Deleted	---	---
108	PFMD1024Z	PFMD1024Y	FRAME, BOTTOM	1	*d	4	V
156	-----	PFHX1031Z	SHEET, BRAKE (See 4.3. MOTOR SECTION.)	1	*i	1	Y
ACCESSORIES AND PACKING MATERIALS							
A2	PQJA244Y	PQJA224Y	POWER CODE Δ	1	-----	7	---
FIXTURES AND TOOLS							
EC5	PQZZ2K6Z	PFZZ12K1Z	CONNECTOR, 12PINS	1	-----	7	---
EC9	PFZZ12K1Z	PQZZ12K4Z	CONNECTOR, 12PINS	1	-----	7	---

1.2.8. KX-FT33CX-W

Ref No.	Part No.		Part Name & Descriptions	Pcs/ Set	Remarks	Notes	
	Original Part No.	New Part No.					
CABINET AND ELECTRICAL SECTION							
25	PFUS1095Z	PFUS1095X	OPEN EARTH	1	*a	1	W
97	-----	PFHE1024Z	SPACER, CUTTER (See 4.1. UPPER CABINET SECTION.)	1	*i	1	Y
156	-----	PFHX1031Z	SHEET, BRAKE (See 4.3. MOTOR SECTION.)	1	*i	1	Y
FIXTURES AND TOOLS							
EC9	PFZZ12K1Z	PQZZ12K4Z	CONNECTOR, 12PINS	1	-----	7	---

1.2.9. KX-FT33HK, KX-FT33LA, KX-FT33LS, KX-FT34BR/KX-FT34BR2, KX-FT34BR-G/KX-FT34BR2-G, KX-FT34HK

Ref No.	Part No.		Part Name & Descriptions	Pcs/ Set	Remarks	Notes	
	Original Part No.	New Part No.					
CABINET AND ELECTRICAL SECTION							
25	PFUS1095Z	PFUS1095X	OPEN EARTH	1	*a	1	W
37	PFMH1046Z	PFMH1046Y	SHADING PLATE	1	*b	1	W
104	PFAS50PTC01Y	PFWE1FT31BX	SPEAKER ASS'Y (See 4.2. LOWER CABINET / P.C.B. SECTION.)	1	*d	4	Y
104-1	-----	PFUS1165Z	SPRING, SPEAKER	1	*d	4	Y
106	PFUS1089Z	-----	-----	0	Deleted	---	---
108	PFMD1024Z	PFMD1024Y	FRAME, BOTTOM	1	*d	4	V
156	-----	PFHX1031Z	SHEET, BRAKE (See 4.3. MOTOR SECTION.)	1	*i	1	Y
ACCESSORIES AND PACKING MATERIALS							
P1	PFPK1380Z	PFPK1482Z-J	GIFT BOX (KX-FT33HK only)	1	*c	8	V
P1	PFPK1402Z	PFPK1483Z-J	GIFT BOX (KX-FT34HK only)	1	*c	8	V
FIXTURES AND TOOLS							
EC5	PQZZ2K6Z	PFZZ12K1Z	CONNECTOR, 12PINS	1	-----	7	---
EC9	PFZZ12K1Z	PQZZ12K4Z	CONNECTOR, 12PINS	1	-----	7	---

1.2.10. KX-FT33ML

Ref No.	Part No.		Part Name & Descriptions	Pcs/ Set	Remarks	Notes	
	Original Part No.	New Part No.					
CABINET AND ELECTRICAL SECTION							
25	PFUS1095Z	PFUS1095X	OPEN EARTH	1	*a	1	W
156	-----	PFHX1031Z	SHEET, BRAKE (See 4.3. MOTOR SECTION.)	1	*i	1	Y
FIXTURES AND TOOLS							
EC9	PFZZ12K1Z	PQZZ12K4Z	CONNECTOR, 12PINS	1	-----	7	---

1.2.11. KX-FT33RS

Ref No.	Part No.		Part Name & Descriptions	Pcs/ Set	Remarks	Notes	
	Original Part No.	New Part No.					
CABINET AND ELECTRICAL SECTION							
25	PFUS1095Z	PFUS1095X	OPEN EARTH	1	*a	1	W
37	PFMH1046Z	PFMH1046Y	SHADING PLATE	1	*b	1	W
71	PFGT1378Z	PFGT1586Z-C	NAME PLATE	1	*g	8	Y
97	-----	PFHE1024Z	SPACER, CUTTER (See 4.1. UPPER CABINET SECTION.)	1	*i	1	Y
104	PFAS50PTC01Y	PFWE1FT31BX	SPEAKER ASS'Y (See 4.2. LOWER CABINET / P.C.B. SECTION.)	1	*d	4	Y
104-1	-----	PFUS1165Z	SPRING, SPEAKER	1	*d	4	Y
106	PFUS1089Z	-----	-----	0	Deleted	---	---
108	PFMD1024Z	PFMD1024Y	FRAME, BOTTOM	1	*d	4	V
156	-----	PFHX1031Z	SHEET, BRAKE (See 4.3. MOTOR SECTION.)	1	*i	1	Y
ACCESSORIES AND PACKING MATERIALS							
P1	PFPK1394Z	PFPK1488Y-C	GIFT BOX	1	*g	8	Y
FIXTURES AND TOOLS							
EC5	PQZZ2K6Z	PFZZ12K1Z	CONNECTOR, 12PINS	1	-----	7	---
EC9	PFZZ12K1Z	PQZZ12K4Z	CONNECTOR, 12PINS	1	-----	7	---

1.2.12. KX-FT33SA

Ref No.	Part No.		Part Name & Descriptions	Pcs/ Set	Remarks	Notes	
	Original Part No.	New Part No.					
CABINET AND ELECTRICAL SECTION							
25	PFUS1095Z	PFUS1095X	OPEN EARTH	1	*a	1	W
37	PFMH1046Z	PFMH1046Y	SHADING PLATE	1	*b	1	W
93	PFDX1010Z	PFDX1010Y	CUTTER	1	*d	4	V
97	-----	PFHE1024Z	SPACER, CUTTER (See 4.1. UPPER CABINET SECTION.)	1	*i	1	Y
104	PFAS50PTC01Y	PFWE1FT31BX	SPEAKER ASS'Y (See 4.2. LOWER CABINET / P.C.B. SECTION.)	1	*d	4	Y
104-1	-----	PFUS1165Z	SPRING, SPEAKER	1	*d	4	Y
106	PFUS1089Z	-----	-----	0	Deleted	---	---
108	PFMD1024Z	PFMD1024Y	FRAME, BOTTOM	1	*d	4	V
156	-----	PFHX1031Z	SHEET, BRAKE (See 4.3. MOTOR SECTION.)	1	*i	1	Y
FIXTURES AND TOOLS							
EC5	PQZZ2K6Z	PFZZ12K1Z	CONNECTOR, 12PINS	1	-----	7	---
EC9	PFZZ12K1Z	PQZZ12K4Z	CONNECTOR, 12PINS	1	-----	7	---

1.2.13. KX-FT33TK

Ref No.	Part No.		Part Name & Descriptions	Pcs/ Set	Remarks	Notes	
	Original Part No.	New Part No.					
CABINET AND ELECTRICAL SECTION							
25	PFUS1095Z	PFUS1095X	OPEN EARTH	1	*a	1	W
37	PFMH1046Z	PFMH1046Y	SHADING PLATE	1	*b	1	W
93	PFDX1010Z	PFDX1010Y	CUTTER	1	*d	4	V
104	PFAS50PTC01Y	PFWE1FT31BX	SPEAKER ASS'Y (See 4.2. LOWER CABINET / P.C.B. SECTION.)	1	*d	4	Y
104-1	-----	PFUS1165Z	SPRING, SPEAKER	1	*d	4	Y
106	PFUS1089Z	-----	-----	0	Deleted	---	---
108	PFMD1024Z	PFMD1024Y	FRAME, BOTTOM	1	*d	4	V
156	-----	PFHX1031Z	SHEET, BRAKE (See 4.3. MOTOR SECTION.)	1	*i	1	Y
FIXTURES AND TOOLS							
EC5	PQZZ2K6Z	PFZZ12K1Z	CONNECTOR, 12PINS	1	-----	7	---
EC9	PFZZ12K1Z	PQZZ12K4Z	CONNECTOR, 12PINS	1	-----	7	---

1.2.14. KX-FT35SA/KX-FT37SA, KX-FT37AL, KX-FT37TK

Ref No.	Part No.		Part Name & Descriptions	Pcs/ Set	Remarks	Notes	
	Original Part No.	New Part No.					
CABINET AND ELECTRICAL SECTION							
25	PFUS1095Z	PFUS1095X	OPEN EARTH	1	*a	1	W
37	PFMH1046Z	PFMH1046Y	SHADING PLATE	1	*b	1	W
98	PFJS02Q62Z	PQJS02Q62Z	CONNECTOR, 2PINS	1	-----	7	---
99	-----	PFHE1024Z	SPACER, CUTTER (KX-FT37SA and KX-FT37TK only) [See 4.1. UPPER CABINET SECTION.]	1	*i	1	Y
104	PFAS50PTC01Y	PFWE1FT31BX	SPEAKER ASS'Y (See 4.2. LOWER CABINET / P.C.B. SECTION.)	1	*d	4	Y
104-1	-----	PFUS1165Z	SPRING, SPEAKER	1	*d	4	Y
106	PFUS1089Z	-----	-----	0	Deleted	---	---
108	PFMD1024Z	PFMD1024Y	FRAME, BOTTOM	1	*d	4	V
156	-----	PFHX1031Z	SHEET, BRAKE (only for the following models with cutter, KX-FT37SA, KX-FT37AL and KX-FT37TK.) [See 4.3. MOTOR SECTION.]	1	*i	1	Y
FIXTURES AND TOOLS							
EC5	PQZZ2K6Z	PFZZ12K1Z	CONNECTOR, 12PINS	1	-----	7	---
EC7	PFZZ13K1Z	PFZZ16K1Z	CONNECTOR, 16PINS	1	-----	7	---
EC9	PFZZ12K1Z	PQZZ12K4Z	CONNECTOR, 12PINS	1	-----	7	---

1.2.15. KX-FT37CX-W

Ref No.	Part No.		Part Name & Descriptions	Pcs/ Set	Remarks	Notes	
	Original Part No.	New Part No.					
CABINET AND ELECTRICAL SECTION							
25	PFUS1095Z	PFUS1095X	OPEN EARTH	1	*a	1	W
99	-----	PFHE1024Z	SPACER, CUTTER (See 4.1. UPPER CABINET SECTION.)	1	*i	1	Y
156	-----	PFHX1031Z	SHEET, BRAKE (See 4.3. MOTOR SECTION.)	1	*i	1	Y
DIGITAL BOARD PARTS							
IC2	PFWIFT37CX	PFWIFT37CX1	IC (ROM)	1	*f	1	W
FIXTURES AND TOOLS							
EC7	PFZZ13K1Z	PFZZ16K1Z	CONNECTOR, 16PINS	1	-----	7	---
EC9	PFZZ12K1Z	PQZZ12K4Z	CONNECTOR, 12PINS	1	-----	7	---

1.2.16. KX-FT37LA

Ref No.	Part No.		Part Name & Descriptions	Pcs/ Set	Remarks	Notes	
	Original Part No.	New Part No.					
CABINET AND ELECTRICAL SECTION							
25	PFUS1095Z	PFUS1095X	OPEN EARTH	1	*a	1	W
37	PFMH1046Z	PFMH1046Y	SHADING PLATE	1	*b	1	W
98	PFJS02Q09Z	PQJS02Q62Z	CONNECTOR, 2PINS	1	-----	7	---
104	PFAS50PTC01Y	PFWE1FT31BX	SPEAKER ASS'Y (See 4.2. LOWER CABINET / P.C.B. SECTION.)	1	*d	4	Y
104-1	-----	PFUS1165Z	SPRING, SPEAKER	1	*d	4	Y
106	PFUS1089Z	-----	-----	0	Deleted	---	---
108	PFMD1024Z	PFMD1024Y	FRAME, BOTTOM	1	*d	4	V
156	-----	PFHX1031Z	SHEET, BRAKE (See 4.3. MOTOR SECTION.)	1	*i	1	Y
FIXTURES AND TOOLS							
EC5	PQZZ2K6Z	PFZZ12K1Z	CONNECTOR, 12PINS	1	-----	7	---
EC7	PFZZ13K1Z	PFZZ16K1Z	CONNECTOR, 16PINS	1	-----	7	---
EC9	PFZZ12K1Z	PQZZ12K4Z	CONNECTOR, 12PINS	1	-----	7	---

1.2.17. KX-FT37LS

Ref No.	Part No.		Part Name & Descriptions	Pcs/ Set	Remarks	Notes	
	Original Part No.	New Part No.					
CABINET AND ELECTRICAL SECTION							
25	PFUS1095Z	PFUS1095X	OPEN EARTH	1	*a	1	W
37	PFMH1046Z	PFMH1046Y	SHADING PLATE	1	*b	1	W
97	Not Used	PQJM128Z	MICROPHONE	1	-----	7	---
98	Not Used	PQJS02Q62Z	CONNECTOR, 2PINS	1	-----	7	---
104	PFAS50PTC01Y	PFWE1FT31BX	SPEAKER ASS'Y (See 4.2. LOWER CABINET / P.C.B. SECTION.)	1	*d	4	Y
104-1	-----	PFUS1165Z	SPRING, SPEAKER	1	*d	4	Y
106	PFUS1089Z	-----	-----	0	Deleted	---	---
108	PFMD1024Z	PFMD1024Y	FRAME, BOTTOM	1	*d	4	V
156	-----	PFHX1031Z	SHEET, BRAKE (See 4.3. MOTOR SECTION.)	1	*i	1	Y
FIXTURES AND TOOLS							
EC5	PQZZ2K6Z	PFZZ12K1Z	CONNECTOR, 12PINS	1	-----	7	---
EC7	PFZZ13K1Z	PFZZ16K1Z	CONNECTOR, 16PINS	1	-----	7	---
EC9	PFZZ12K1Z	PQZZ12K4Z	CONNECTOR, 12PINS	1	-----	7	---

1.2.18. KX-FT37ML

Ref No.	Part No.		Part Name & Descriptions	Pcs/ Set	Remarks	Notes	
	Original Part No.	New Part No.					
CABINET AND ELECTRICAL SECTION							
25	PFUS1095Z	PFUS1095X	OPEN EARTH	1	*a	1	W
156	-----	PFHX1031Z	SHEET, BRAKE (See 4.3. MOTOR SECTION.)	1	*i	1	Y
FIXTURES AND TOOLS							
EC7	PFZZ13K1Z	PFZZ16K1Z	CONNECTOR, 16PINS	1	-----	7	---
EC9	PFZZ12K1Z	PQZZ12K4Z	CONNECTOR, 12PINS	1	-----	7	---

1.2.19. KX-FT37NZ

Ref No.	Part No.		Part Name & Descriptions	Pcs/ Set	Remarks	Notes	
	Original Part No.	New Part No.					
CABINET AND ELECTRICAL SECTION							
25	PFUS1095Z	PFUS1095X	OPEN EARTH	1	*a	1	W
37	PFMH1046Z	PFMH1046Y	SHADING PLATE	1	*b	1	W
98	PFJS02Q62Z	PQJS02Q62Z	CONNECTOR, 2PINS	1	-----	7	---
104	PFAS50PTC01Y	PFWE1FT31BX	SPEAKER ASS'Y (See 4.2. LOWER CABINET / P.C.B. SECTION.)	1	*d	4	Y
104-1	-----	PFUS1165Z	SPRING, SPEAKER	1	*d	4	Y
106	PFUS1089Z	-----	-----	0	Deleted	---	---
108	PFMD1024Z	PFMD1024Y	FRAME, BOTTOM	1	*d	4	V
156	-----	PFHX1031Z	SHEET, BRAKE (See 4.3. MOTOR SECTION.)	1	*i	1	Y
DIGITAL BOARD PARTS							
IC2	PFWIFT37NZ1	PFWIFT37NZ2	IC (ROM)	1	*h	1	W
FIXTURES AND TOOLS							
EC5	PQZZ2K6Z	PFZZ12K1Z	CONNECTOR, 12PINS	1	-----	7	---
EC7	PFZZ13K1Z	PFZZ16K1Z	CONNECTOR, 16PINS	1	-----	7	---
EC9	PFZZ12K1Z	PQZZ12K4Z	CONNECTOR, 12PINS	1	-----	7	---

1.2.20. KX-FT37RS

Ref No.	Part No.		Part Name & Descriptions	Pcs/ Set	Remarks	Notes	
	Original Part No.	New Part No.					
CABINET AND ELECTRICAL SECTION							
25	PFUS1095Z	PFUS1095X	OPEN EARTH	1	*a	1	W
71	PFGT1379Z-J	PFGT1587Z-C	NAME PLATE	1	*g	8	Y
99	-----	PFHE1024Z	SPACER, CUTTER (See 4.1. UPPER CABINET SECTION.)	1	*i	1	Y
156	-----	PFHX1031Z	SHEET, BRAKE (See 4.3. MOTOR SECTION.)	1	*i	1	Y
ACCESSORIES AND PACKING MATERIALS							
P1	PFPK1530Z-J	PFPK1530Y-C	GIFT BOX	1	*g	8	Y
DIGITAL BOARD PARTS							
IC2	PFWIFT37RS	PFWIFT37RS1	IC (ROM)	1	*f	1	W
FIXTURES AND TOOLS							
EC7	PFZZ13K1Z	PFZZ16K1Z	CONNECTOR, 16PINS	1	-----	7	---
EC9	PFZZ12K1Z	PQZZ12K4Z	CONNECTOR, 12PINS	1	-----	7	---

1.2.21. KX-FT38AG

Ref No.	Part No.		Part Name & Descriptions	Pcs/ Set	Remarks	Notes	
	Original Part No.	New Part No.					
CABINET AND ELECTRICAL SECTION							
25	PFUS1095Z	PFUS1095X	OPEN EARTH	1	*a	1	W
37	PFMH1046Z	PFMH1046Y	SHADING PLATE	1	*b	1	W
98	PFJS02Q09Z	PQJS02Q62Z	CONNECTOR, 2PINS	1	-----	7	---
99	-----	PFHE1024Z	SPACER, CUTTER (See 4.1. UPPER CABINET SECTION.)	1	*i	1	Y
104	PFAS50PTC01Y	PFWE1FT31BX	SPEAKER ASS'Y (See 4.2. LOWER CABINET / P.C.B. SECTION.)	1	*d	4	Y
104-1	-----	PFUS1165Z	SPRING, SPEAKER	1	*d	4	Y
105	PFJS02R20Z	PFJS02R60Z	CONNECTOR, 2PINS	1	*e	3	W
106	PFUS1089Z	-----	-----	0	Deleted	---	---
108	PFMD1024Z	PFMD1024Y	FRAME, BOTTOM	1	*d	4	V
156	-----	PFHX1031Z	SHEET, BRAKE (See 4.3. MOTOR SECTION.)	1	*i	1	Y
ANALOG BOARD PARTS							
PCB2	PFLP1114BXZ	PFLP1114AGZ	ANALOG BOARD ASS'Y (RTL) Δ	1	*e	1	V
T1	PQLT8E7A	PFLT8E003	TRANSFORMER Δ	1	*e	1	V
T2	PQLT8D2A	PFLT8E004	TRANSFORMER Δ	1	*e	1	V
RLY1	AHX203	ATXD20328	RELAY Δ	1	*e	1	V
PC2	PQVIPC817CD	PQVIPS2532-1	PHOTO ELECTRIC TRANSDUCER Δ	1	*e	1	V
PC5	PQVIPC817CD	PQVIPS2532-1	PHOTO ELECTRIC TRANSDUCER Δ	1	*e	1	V
PC6	PQVIPC814K	PQVITLP620K	PHOTO ELECTRIC TRANSDUCER Δ	1	*e	1	V
SA2	PFVDR102M	PFVZ001Z	VARIATOR Δ	1	*e	1	V
R62	ERJ3GEYJ102	ERJ3GEYJ183	RESISTOR, 18k	1	*e	1	V
R69	ERJ3GEYJ153	ERJ3GEYJ223	RESISTOR, 22k	1	*e	1	V
R75	ERJ3GEYJ334	ERJ3GEYJ823	RESISTOR, 82k	1	*e	1	V
C40	ECUV1H103KBV	ECUV1H222KBV	CAPACITOR, 0.0022 μ F	1	*e	1	V
FIXTURES AND TOOLS							
EC5	PQZZ2K6Z	PFZZ12K1Z	CONNECTOR, 12PINS	1	-----	7	---
EC7	PFZZ13K1Z	PFZZ16K1Z	CONNECTOR, 16PINS	1	-----	7	---
EC9	PFZZ12K1Z	PQZZ12K4Z	CONNECTOR, 12PINS	1	-----	7	---

1.2.22. KX-FT38BR/KX-FT38BR2

Ref No.	Part No.		Part Name & Descriptions	Pcs/ Set	Remarks	Notes	
	Original Part No.	New Part No.					
CABINET AND ELECTRICAL SECTION							
25	PFUS1095Z	PFUS1095X	OPEN EARTH	1	*a	1	W
37	PFMH1046Z	PFMH1046Y	SHADING PLATE	1	*b	1	W
100	-----	PFHE1024Z	SPACER, CUTTER (See 4.1. UPPER CABINET SECTION.)	1	*i	1	Y
108	PFMD1024Z	PFMD1024Y	FRAME, BOTTOM	1	*d	4	V
156	-----	PFHX1031Z	SHEET, BRAKE (See 4.3. MOTOR SECTION.)	1	*i	1	Y
FIXTURES AND TOOLS							
EC5	PQZZ2K6Z	PFZZ12K1Z	CONNECTOR, 12PINS	1	-----	7	---
EC7	PFZZ13K1Z	PFZZ16K1Z	CONNECTOR, 16PINS	1	-----	7	---
EC9	PFZZ12K1Z	PQZZ12K4Z	CONNECTOR, 12PINS	1	-----	7	---

1.2.23. KX-FTC47BX

Ref No.	Part No.		Part Name & Descriptions	Pcs/ Set	Remarks	Notes	
	Original Part No.	New Part No.					
CABINET AND ELECTRICAL SECTION							
25	PFUS1095Z	PFUS1095X	OPEN EARTH	1	*a	1	W
37	PFMH1046Z	PFMH1046Y	SHADING PLATE	1	*b	1	W
104	PFAS50PTC01Y	PFWE1FT31BX	SPEAKER ASS'Y (See 4.2. LOWER CABINET / P.C.B. SECTION.)	1	*d	4	Y
104-1	-----	PFUS1165Z	SPRING, SPEAKER	1	*d	4	Y
106	PFUS1089Z	-----	-----	0	Deleted	---	---
108	PFMD1024Z	PFMD1024Y	FRAME, BOTTOM	1	*d	4	V
131	PFZMFT31BX	PFZMFTC47BX	GEAR CHASSIS ASS'Y	1	*c	8	W
131-1	PFUA1011Z	PFUA1011Y	GEAR CHASSIS	1	*c	8	W
156	-----	PFHX1031Z	SHEET, BRAKE (See 4.3. MOTOR SECTION.)	1	*i	1	Y
ACCESSORIES AND PACKING MATERIALS							
P1	PFPK1448Z	PFPK1448Z-J	GIFT BOX	1	-----	7	---
P3	PFN1171Z	PFPN1212Z	CUSHION PARTS ASS'Y-1	1	*c	8	V
P3	PFPN1062Z	-----	-----	0	Deleted	---	---
P3	PFPN1063Z	-----	-----	0	Deleted	---	---
P4	PFN1172Z	PFPN1211Z	CUSHION PARTS ASS'Y-2	1	*c	8	V
P4	PFPN1064Z	-----	-----	0	Deleted	---	---
P4	PFPN1065Z	-----	-----	0	Deleted	---	---
FIXTURES AND TOOLS							
EC5	PQZZ2K6Z	PFZZ12K1Z	CONNECTOR, 12PINS	1	-----	7	---
EC7	PFZZ13K1Z	PFZZ16K1Z	CONNECTOR, 16PINS	1	-----	7	---
EC9	PFZZ12K1Z	PQZZ12K4Z	CONNECTOR, 12PINS	1	-----	7	---

2 TROUBLESHOOTING GUIDE

2.1. Service Function Table (for KX-FT33NZ only)

Please add the following to 4-4. SERVICE FUNCTION TABLE on page 10 in the simplified manual.

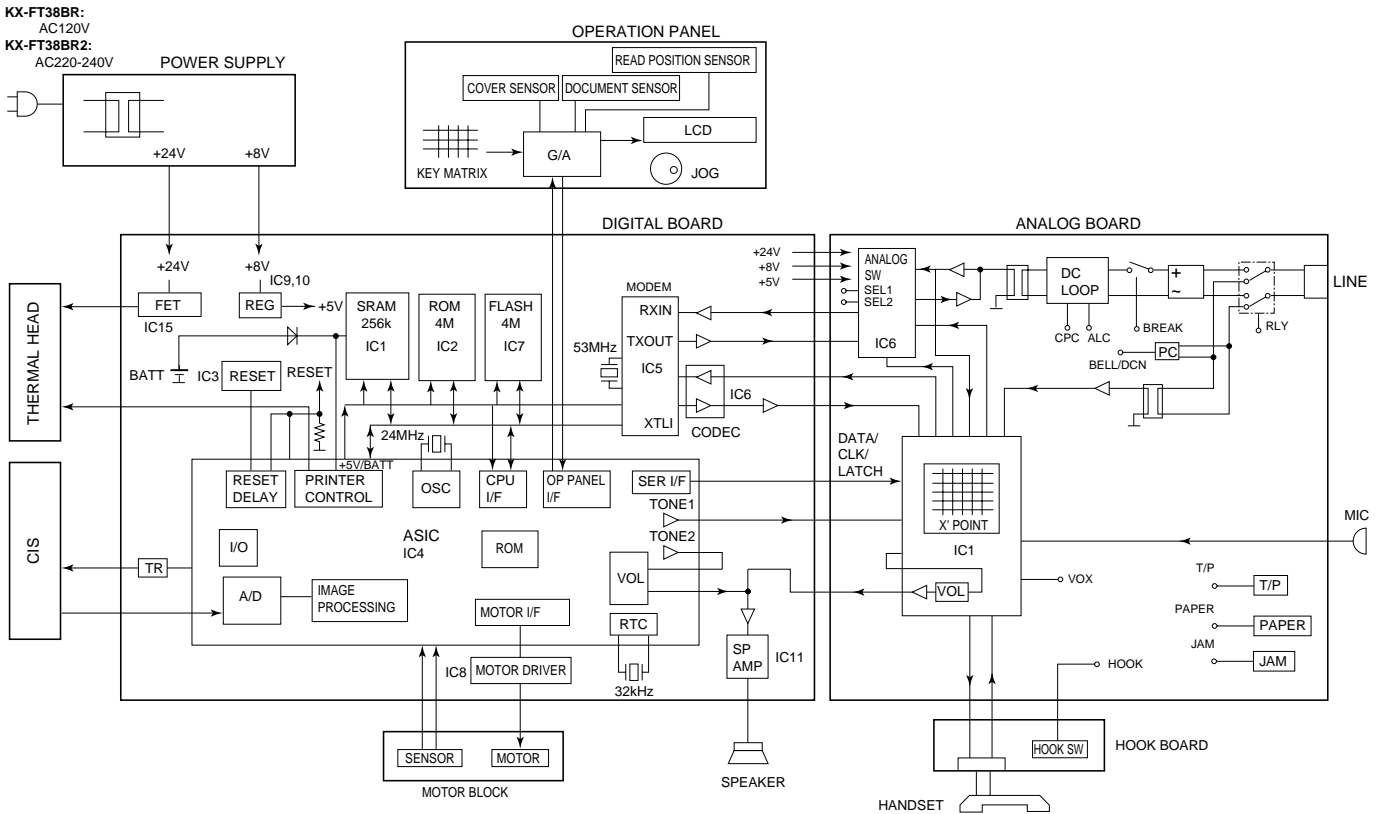
Code	Function	Set Value	Effective Range	Default	Remarks
598	Receiving sensitivity	-43dBm	20~48	43	Used when there is an error problem. If set to 41, the value will become -43dBm on the hardware side.

Addition

3 CIRCUIT OPERATIONS

3.1. General Block Diagram (for KX-FT38BR/KX-FT38BR2 only)

Please replace page 15 in the simplified manual.

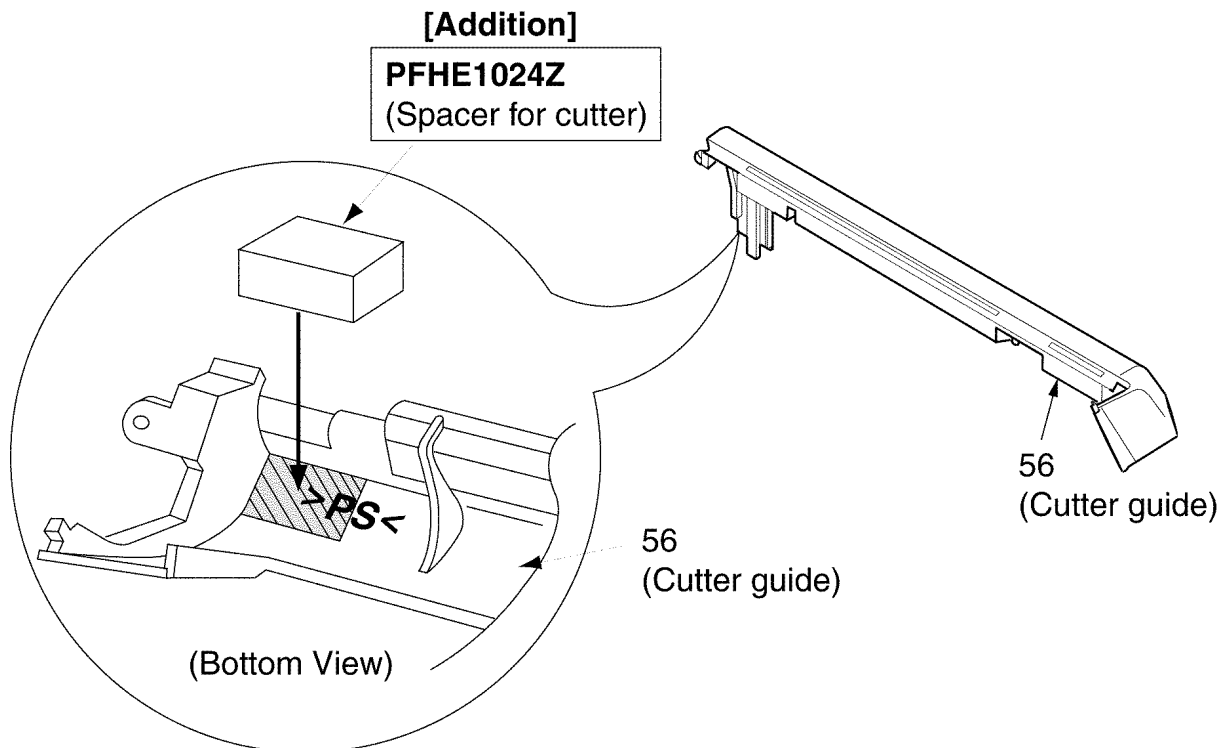


4 CABINET, MECHANICAL AND ELECTRICAL PARTS LOCATION

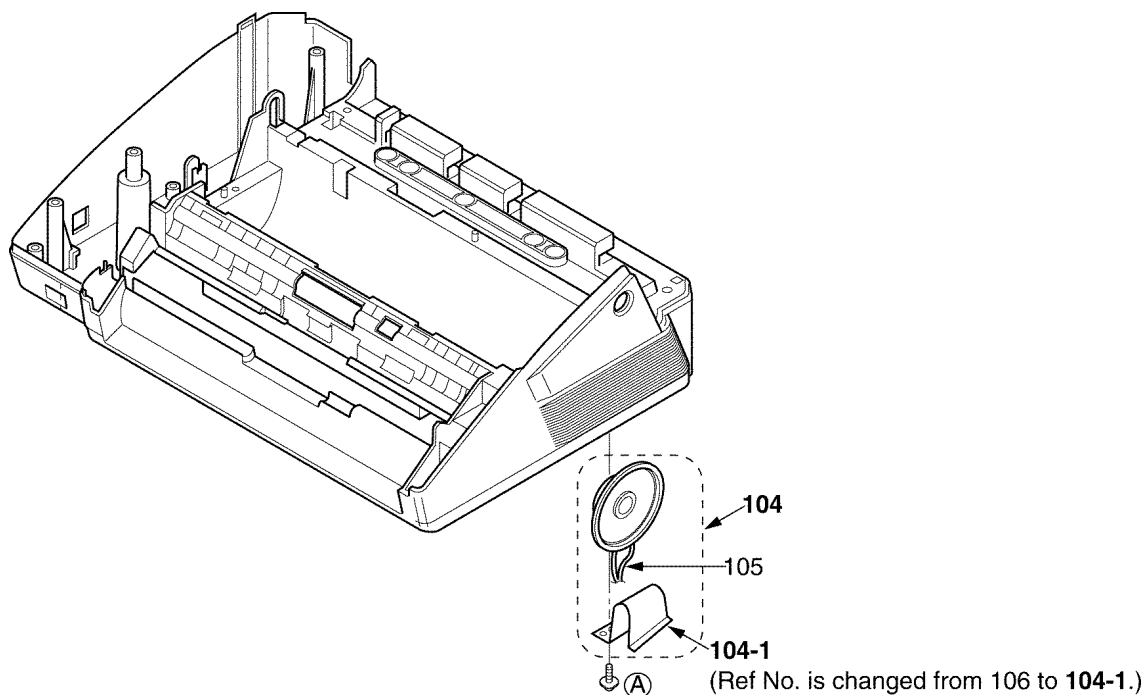
4.1. UPPER CABINET SECTION

Models:

KX-F316TW, KX-FT33CX-W, KX-FT33RS, KX-FT33SA, KX-FT37CX-W, KX-FT37RS, KX-FT37SA, KX-FT37TK, KX-FT38AG, KX-FT38BR/KX-FT38BR2



4.2. LOWER CABINET / P.C.B. SECTION



4.3. MOTOR SECTION

Models:

For the models with cutter only

